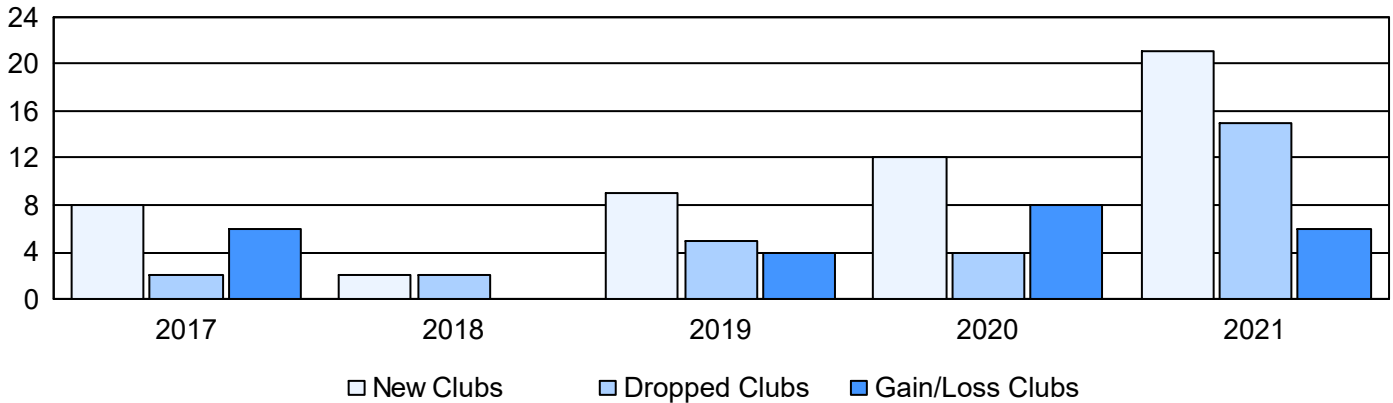
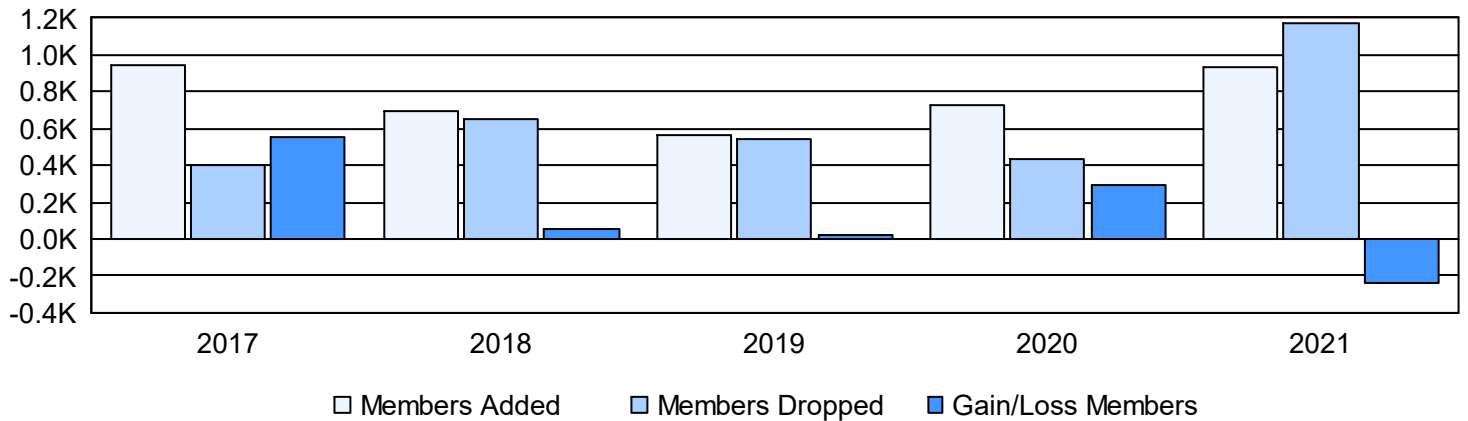


Year	New Clubs	Dropped Clubs	Gain/ Loss Clubs	New Members	Charter Members	Reinstate Members	Transfer Members	Total Member Added	Total Members Dropped	Gain/ Loss Members
2016-2017	8	2	6	568	292	65	21	946	397	549
2017-2018	2	2	0	485	103	98	12	698	647	51
2018-2019	9	5	4	228	256	60	18	562	539	23
2019-2020	12	4	8	310	314	89	15	728	432	296
2020-2021	21	15	6	372	492	58	9	931	1,170	-239
Average	10	6	5	393	291	74	15	773	637	136

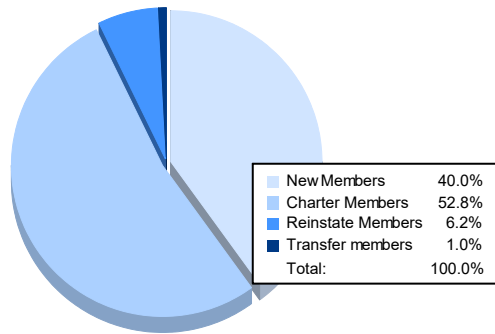
Clubs



Members



Membership Composition June 2021 Cumulative



Gender Composition June 2021 Cumulative

